

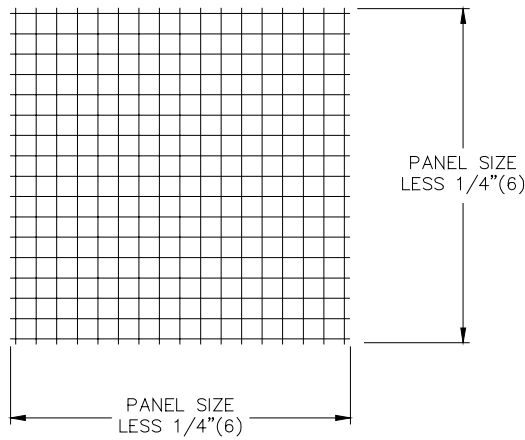
JOB NAME _____
 ARCHITECT _____
 ENGINEER _____
 CONTRACTOR _____
 LOCATION _____

SUBMITTAL SHEET
 Form Number GS0205.1 Effective Date 10/98
 Replaces GS0205

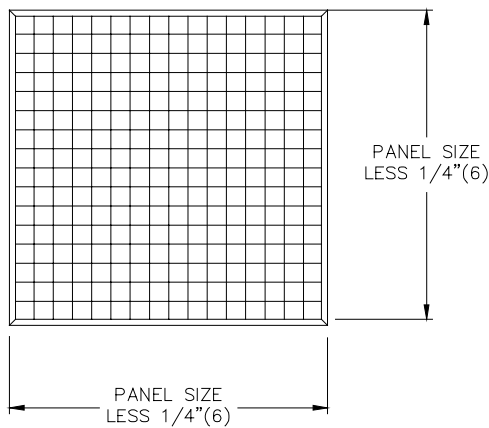


EG SERIES

Eggcrate Return Grille, Channel Frame or Core Only

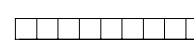


EG FACE VIEW FRAME 23

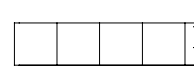


EG FACE VIEW FTB

□ **EG5 FRAME 23**
 1/2" x 1/2" x 1/2"
 (13 x 13 x 13)



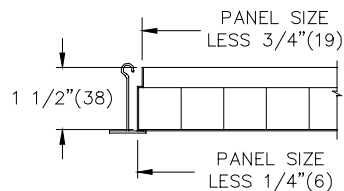
□ **EG10 FRAME 23**
 1" x 1" x 1"
 (25 x 25 x 25)



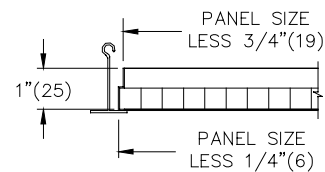
□ **EG15 FRAME 23**
 1/2" x 1/2" x 1"
 (13 x 13 x 25)



□ **EG15FTB**
 □ **EG10FTB**



□ **EG5FTB**



STD PANEL SIZES:	
12" x 12"	(305 x 305)
24" x 12"	(610 x 305)
24" x 24"	(610 x 610)
48" x 12"	(1219 x 305)
48" x 24"	(1219 x 610)

*DIMENSIONS ARE SHOWN AS
 INCHES & (mm)*

CORE OPTIONS

NOTES:

1. Construction is all aluminum.
2. Standard finish is 44 British white.
3. Frame 23 is core only. No outer frame.